



Übung Hinterschneidungen

1




2




3



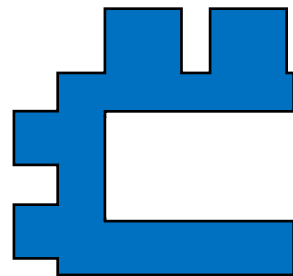
4




5




6



7



8



Wie sehen die in entgegengesetzten Richtungen abziehbaren Formhälften aus?
Vermeiden Sie Hinterschnitte. Markieren Sie die Hinterschnitte.